

THINK ELECTRICAL

AUTOMOTIVE SOLUTIONS

SHORTFORM CATALOGUE '19

**ACDC**<sup>TM</sup>  
DYNAMICS  
[www.acdc.co.za](http://www.acdc.co.za)



**NATIONAL CONTACT CENTRE**

Sales Centre 010 202 3400  
Technical 010 202 3500

**BRANCH CONTACT DETAILS**

Johannesburg 010 202 3300  
Germiston 011 418 9600  
Cape Town 021 510 0710  
Pinetown 031 700 4215  
Riverhorse 031 492 4800

Improved Maintenance and  
Cost Effective Commodities.  
Easy use for everyone.



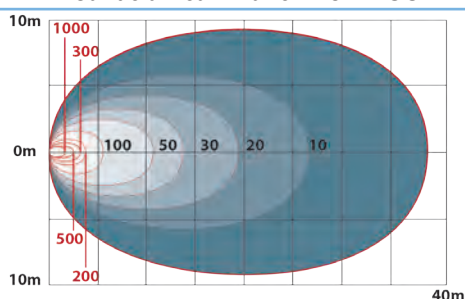
## DC LED WORK LIGHTS IP65

Body material: Aluminium				
<b>Code</b>	<b>LAW1261B</b>	<b>RB-L401A</b>	<b>RB-L409</b>	<b>RB-L430</b>
Size mm	126 x 86 x 70	110 x 110 x 50	84Ø x 65(D)	110 x 92 x 45
Voltage VDC	10-30	10-36	9-36	10 - 30VDC
No. of LED	8 x 3W (24W)	5 x 3 W (15W)	4 x 3W (12W)	6 x 3W
Beam type	Flood	Flood	Spot	Spot
<b>Code</b>	<b>C2-107/P</b>	<b>C2-126/P</b>	<b>C2-139/P</b>	<b>LAW1201B</b>
Size mm	181 x Ø120 x 83	110 x 137 x 84	150 x 145 x 78	Ø120 x 72(D)
Material	Reinforced Plastic	Reinforced Plastic	Reinforced Plastic	Aluminium
Voltage VDC	9-50	9-50	9-50	10-30
No. of LED	4 x 3W (12W)	4 x 3W (12W)	6 x 3W (18W)	5 x 3W (15W)
Beam Type	Flood	Flood	Flood	Flood

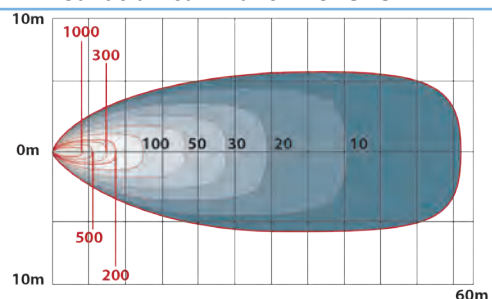
## HI-POWER LED WORK LIGHTS

Supply Voltage: 9-32VDC Body material: Aluminium					
<b>Code</b>	<b>EA-9840-7P</b>	<b>EA-9840-10P</b>	<b>EA-9800-8F</b>	<b>EA-9840A-9F</b>	<b>EA-9840-11P</b>
Power (Watt)	15W	18W	24W	27W	33W
No. Of LED	5 x 3W (15W)	6 x 3W (18W)	8 x 3W (24W)	9 x 3W (27W)	11 x 3W (33W)
Lumen	1050lm	1260lm	1500lm	1890lm	2310lm
Size	110 x 110 x 30	117 x 117 x 44	Ø110 x 40	Ø116 x 50	158 x 93 x 70
Beam Type	Spot	Spot	Flood	Flood	Spot
Lens	Acrylic Resin	Acrylic Resin	Acrylic Resin	Acrylic Resin	Acrylic Resin
LED Colour Temp	6500K	6500K	6500K	6500K	6500K
Supply Voltage: 9-32VDC Body material: Aluminium					
<b>Code</b>	<b>EA-9840-3P</b>	<b>EA-9830A-4F</b>	<b>EA-9800-1F</b>	<b>EA-9820-5P</b>	<b>EA-9820-6F</b>
Power (Watt)	35W	40W	48W	50W	60W
No. Of LED	7 x 5W (35W)	4 x 10W (40W)	16 x 3W (48W)	10 x 5W (50W)	6 x 10W (60W)
Lumen	2200lm	3200lm	3100lm	4000lm	4800lm
Size	118 x 110 x 68	Ø139 x 92	110 x 110 x 73	112 x 135 x 95	Ø180 x 100
Lens	Acrylic Resin	Acrylic Resin	Acrylic Resin	Acrylic Resin	Acrylic Resin
Beam Type	Spot	Flood	Flood	Spot	Flood
LED Colour Temp	Flood 5000K / Spot 6000K				

**Candela Beam Pattern for FLOOD**



**Candela Beam Pattern for SPOT**



# LED BAR WORK LIGHTS IP67

## Single Row LED

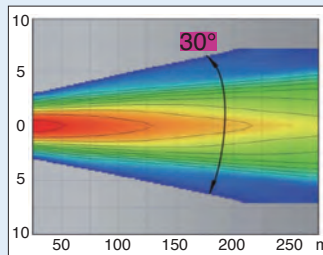


RB-L625S

Code	RB-L622S	RB-L623S	RB-L624S	RB-L625S	RB-L626S
Power	40W	60W	100W	120W	180W
No. of LED's	4x10W	6x10W	10x10W	12x10W	18x10W
Lumen	2900lm	4200lm	7000lm	8650lm	8400lm
Size LxHxD (mm)	200 x 115 x 125	280 x 70 x 90	440 x 70 x 90	505 x 115 x 125	760 x 70 x 90
Colour Temp.	6000K				
Voltage	10-30VDC				
Material	Aluminium body with Polycarbonate lens				
Beam Type	Spot Beam				



RB-L623S



2LX = 2lm/m<sup>2</sup>

MODEL	2LX
RB-L626 180W	150m
RB-L625 120W	120m
RB-L624 100W	100m
RB-L623 60W	80m
RB-L622 40W	65m

**SPOT LIGHT**

## Double Row LED

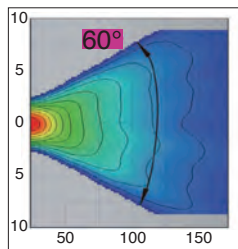


RB-L635F

Code	RB-L631F	RB-L632F	RB-L633F	RB-L634F	RB-L635F
Power	36W	72W	120W	180W	240W
No. of LED's	12x3W	24x3W	40x3W	60x3W	80x3W
Lumen	2520lm	5040lm	8400lm	12600lm	16800lm
Size LxHxD (mm)	236 x 75 x 90	424 x 113 x 90	592 x 75 x 90	847 x 75 x 90	1056 x 75 x 90
Colour Temp.	6000K				
Voltage	10-30VDC				
Material	Aluminium body with Polycarbonate lens				
Beam Type	Flood Beam				



RB-L631F



2LX = 2lm/m<sup>2</sup>

MODEL	2LX
RB-L635 240W	53.8m
RB-L634 180W	51m
RB-L633 120W	44.2m
RB-L632 72W	38.8m
RB-L631 36W	31.6m

**FLOOD LIGHT**

## Quad Row LED

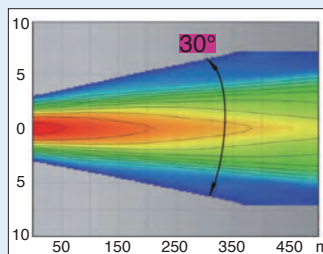


RB-L642S

Code	RB-L642S	RB-L643S	RB-L644S	RB-L645S	RB-L646S
Power	72W	108W	144W	180W	216W
No. of LED's	24x3W	36x3W	48x3W	60x3W	72x3W
Lumen	5040lm	7560lm	10080lm	12600lm	15120lm
Size LxHxD (mm)	167x167x93	235x167x93	305x167x93	368x167x93	440x167x93
Colour Temp.	6000K				
Voltage	10-30VDC				
Material	Aluminium body with Polycarbonate lens				
Beam Type	Spot Beam				



RB-L644S




2LX = 2lm/m<sup>2</sup>

MODEL	2LX
RB-L646 216W	210m
RB-L645 180W	160m
RB-L644 144W	140m
RB-L643 108W	110m
RB-L642 72W	90m
RB-L641 36W	60m

**SPOT LIGHT**

# GOLIGHT EXTREME-HIGH INTENSITY DC WORK LIGHTS IP67



## Golight GXL

- Beam Distance 683m
- Instant On
- Fixed Position
- Multi LED
- UV, Water Resistant
- Shock Proof

Code	Size (mm)	Material	Supply	Control	Beam/Angle
GO-4411-GXL	132 x 122 x 84	Aluminium	9-32VDC/3A	Non motorised	Spot 10°

## Golight LED & Radioray LED - with remote controller



- Beam Distance 894m
- Wireless Handheld and Dash Mount Remote
- UV, Water Resistant
- Multi LED
- 370° Rotation, 135° Tilt

Code	Size (mm)	Material	Supply	Control	Beam/Angle
GO-20494	190 x 178 x 185	ASA Polymer	12VDC/3A	Motorised	Spot 8°



Peak beam intensity: 200,000 Candela  
Maximum beam distance: 894m/2,933ft  
Beam angle: 8°

Illuminance (Lux) 320 80 20 5

## Golight Stryker HID



- Beam Distance 1480m
- Wireless Handheld (Remote)
- UV, Water Resistant
- 370° Rotation, 135° Tilt
- HID Light Source
- Quick Start-up time

Code	Size (mm)	Material	Supply Voltage	Control	Beam
GO-30511	190 x 178 x 185	ASA Polymer	11.5-14VDC	Motorised	Spot



Peak beam intensity: 550,000 Candela  
Maximum beam distance: 1483m/4,865ft  
Beam angle: 12°

HID Spare Lamp GO-39100

Illuminance (Lux) 880 220 55 14

## Golight Stryker Halogen - with remote controller



- Beam Distance 894m
- Wireless Handheld (Remote)
- UV, Water Resistant
- 370° Rotation, 135° Tilt
- Halogen Light Source
- Quick Start-up time

Code	Size (mm)	Material	Supply Voltage	Control	Beam
GO-3051	190 x 178 x 185	ASA Polymer	12VDC	Motorised	Spot



Peak beam intensity: 200,000 Candela  
Maximum beam distance: 894m/2,933ft  
Beam angle: 10°

HID Spare Lamp GO-39000

Illuminance (Lux) 320 80 20 5

# INDUSTRIAL DC LED WORK LIGHT IP68



- Die-cast Aluminium housing and a tough polycarbonate lens
- Prime drive for enhanced reliability and output
- Intergrated thermal management and highly developed heatsink design, these lights can survive in the scorching heat of mines and still keep their cool

Code	Wattage	Voltage	Beam Angle	Lumens	Size (mm)
MIL-RXP1210T	60W (5W x 12LED's)	10-32VDC	10°	5916lm	11.2 x 10.2 x 12.7
MIL-RXP1240T	60W (5W x 12LED's)	10-32VDC	40°	5916lm	11.2 x 10.2 x 12.7
MIL-RXP1260T	60W (5W x 12LED's)	10-32VDC	60°	5916lm	11.2 x 10.2 x 12.7



## HIGH POWER - WIRELESS REMOTE CONTROLLED WORK LIGHTS



### LED

- Beam Distance 300m
- Hand Held Wireless Remote Control
- IP66
- 360° Horizontal and 120° Vertical Control
- Light Output 5000lm
- Fitted with Extra Strong Magnets (Secure up to 100kmh)
- Colour Temperature 6000k

Code	Size (mm)	Material	Lens Material	Supply Voltage	Watts	Control	Beam
SM2109	18 x 150 x 230	High Impact Nylon Plastic	Hardened Glass	10-30VDC	50W	Motorised	Spot



### HID

- Beam Distance 1km
- 200m Hand Held Wireless Remote Control
- IP65
- 360° Horizontal and 120° Vertical Control
- Light Output 4300lm
- Fitted with Extra Strong Magnets (Secure up to 100kmh)
- Colour Temperature 6000k

Code	Size (mm)	Material	Lens Material	Supply Voltage	Watts	Control	Beam
SM2039	455 x 214 x 455	High Impact ABS Plastic	Hardened Glass	12VDC	60W	Motorised	Spot

Spare Lamp: H3HID-55-12VDC

## DC HALOGEN WORK LIGHTS IP65



Code	E91001	E91026	E91064
Size mm	1250Ø x 75(D)	100 x 100 x 84	160 x 110 x 110
Material	Rubber PAR36	Reinforced Nylon	Reinforced Nylon
Voltage VDC	12	12	12V
Lamp 12V	H3-55-12VDC	H3-55-12VDC	H3-55-12VDC
No. of Lamps	1	1	2
Beam Type	Flood	Spot	Flood

Incandescent Work Lights (Halogen) Bulbs must be ordered separately

## HID WORK LIGHTS IP65



Code	RB-H301A	RB-H301B	RB-H302A	RB-H302B
Size mm	120 x 120 x 150	120 x 120 x 150	105 x 105 x 130	105 x 105 x 130
Material	ABS Plastic	ABS Plastic	ABS Plastic	ABS Plastic
Voltage VDC	12	24	12	12
Wattage	35	55	35	55
Beam Type	Flood	Spot	Flood	Spot
Lamp Type	H3HID-35-12VDC	H3HID-55-24VDC	D2H-35-12VDC	D2H-55-12VDC

HID Work Lights - Bulbs must be ordered separately

# AUTOMOTIVE LED LIGHTS

## High Power Day Time Running LED (DRL) 12V

LED Colour:  
Pure White  
5000K



Code	H3-CM9	H4-CM18	H7-CM18	H11-CM9	HB3-CM18	HB4-CM18
Lampholder	H3	H4	H7	H11	HB3	HB4
No of LEDs	9	18	18	9	18	18
Watts	1.56W	2.55W	2.55W	1.56W	2.55W	2.55W

### Festoon - 12VDC



### BA9S - 12VDC



### T25mm - 12VDC



Code	S10-31-6-1210W	S10-36-2-5050W	S10-41-3-5050W	T9-1-10W-BA9S	T11-5-5050W*	T11-9-5050W-BA9S	T25-39-1210W*	T25-48-1210W*
Range	10 x 31mm	10 x 36mm	10 x 41mm	9mm	11mm	11mm	T25mm	T25mm
No. of LEDs	6	2	3	1	5	9	39	48
Watts	0.65W	0.43W	0.5W	0.5W	0.85W	1.5W	2.1W	2.64W
View Angle	120°	120°	120°	120°	300°	300°	300°	300°


\*Add required base fitting to code: **BA9S, E10**

\*Add required base fitting to code: **BA15S, BAY15D**

### W2.1x9.5D 12VDC



### T20mm - 12VDC



Code	T9-W-1-8W	T11-W-1-85W	T11-W-9-5050W	T15-W-15-3W	T20-13-5050W*	T20-18-5050W*	T20-24-5050W*
Range	T9mm	T11mm	T11mm	T15mm	T20mm	T20mm	T20mm
No. of LEDs	1	1	9 (3 chips)	9	13	18	24
Watts	0.25W	1W	1.5W	1.2W	2.1W	2.4W	2.8W
View Angle	30°	120°	300°	60°	300°	300°	300°

\*Add base to code: **BA15S, BAY15D** (for T20-13 add **WEDGE**)

### Panel LEDs



Code	DHY-CE121-* */2	DHY-CE122-* */2
Lampholder	BA15S	BA15D
Colour	*Add colour to code: <b>●R, ●Y, ●W</b>	
No. of LEDs	19	19
Watts	1.5W	1.5W
Voltage	*Add to Code: <b>12VDC or 24VDC</b>	



CF13JL-02

### 12VDC Electronic LED Flasher & Load Resistor Kit

Code	Description	Application
CF13GL-02	3 Pin LED Flasher Unit	German/ European
CF13JL-02	3 Pin LED Flasher Unit	Japanese Cars
CF18ALT	8 Pin LED Flasher Unit	Newer Toyota Cars
EP27L-1	5 Pin LED Flasher Unit	SUVs and Trucks
EP29L-1	4 Pin LED Flasher Unit	GM Cars
R-25W25	25W LED load resistor, 25ohm	Universal Type
R-50W6	50W LED load resistor, 6ohm	Universal Type
R-50W10	50W LED load resistor, 10ohm	Universal Type
R-50W24	50W LED load resistor, 24ohm	Universal Type

Note: Use to solve (Non-bulb burnt out warning)



## XENON-HID HEADLAMP CONVERSION KITS

### Headlamp Conversion Kits - 12VDC

Kit includes HID Lamps, ballasts & wiring to interface with the vehicle


- Colour Temp 6000K
- ±2800 Lumens
- Working Voltage: 9-16VDC



Code	Bulb Type	Power	Spare Lamp Code	Spare Ballast Code	Canbus Compatible
<b>Single Beam Kits - Xenon HID</b>					
H1KIT-35	H1	35W	H1HID-35-12VDC	B891-35W	No
H1KIT-55	H1	55W	H1HID-55-12VDC	B891-55W	No
H3KIT-35	H3	35W	H3HID-35-12VDC	B893-35W	No
H3KIT-55	H3	55W	H3HID-55-12VDC	B893-55W	No
H4-1KIT-35	H4-1	35W	H4-1-35-12VDC	BMINI-35W	No
H7KIT-35	H7	35W	H7HID-35-12VDC	BCAN-35W	Yes
H11KIT-35	H11	35W	H11HID-35-12VDC	BCANS-35W	Yes
<b>Double Beam Kits - Xenon HID Low &amp; High Beam</b>					
H4H/LKIT-35	H4-3 H/L	35W	H4H/L-35-12VDC	BMINI-35W	No
H6DKIT-35*	H6 H/L	35W	H6HID-35	B891-35W	No

\*H6 Kit is suitable for motorcycles and consists of one lamp, one ballast and the necessary wiring

## HALOGEN LAMPS



Type	H1		H3		H4	H7	HB3	HB4		
Watts	35W	55W	35W	55W	70W	100W	60/55W	55W	65W	55W
6VDC	-	-	H3-35-6VDC	H3-55-6VDC	-	-	-	-	-	-
12VDC	H1-35-12	H1-55-12	H3-35-12VDC	H3-55-12VDC/2	-	H3-100-12VDC/2	H4-60/55-12	H7-55-12	HB3-65-12	HB4-55-12
24VDC	H1-35-24	H1-55-24	-	H3-55-24VDC/2	H3-70-24VDC	-	H4-60/55-24	H7-55-24	HB3-65-24	HB4-55-24

## LED HEADLIGHT REPLACEMENT LAMPS

Code	H1	H3	H7	9005	9006	H4-HI/LO
Box Set containing 2 x LED Headlamps						
Code	F2-H1	F2-H3	F2-H7	F2-HB3	F2-HB4	F2-H4
Watts			15 - 20W			20 - 30W
Supply Voltage			12 - 24VDC			12 - 24VDC
Current			1.6 - 1.2A			2.5 - 2A
Lumens			2600 - 3200lms			3200 - 3500lms
Colour Temperature			6500K			6500K



## WARNING / EMERGENCY LIGHTBARS

- Up to 17 user selectable flash patterns.
- Mounting kit and flash controller included.
- High intensity LED's ensures maximum light output.
- Flash rate varies dependant on flash pattern
- Modular system allows custom colour combinations to be created e.g. Red/Blue



TBG-601



TBD-810 Series

### LED Configurations



Code	TBG-601-*	TBG-810-1-*	TBD-810-12-*.**	TBD-810-15-*.**
Voltage	10 to 30VDC	10-30VDC	12V or 24VDC	12V or 24VDC
Current	3.5-7A	4.9-9.8A	7.7-15A	9.1-18.5A
LED Modules	8 x (4x1W LED's)	14 x (4x1W LED's)	22 x (4x1W LED's)	26 x (4x1W LED's)
Watts	32Watt	56Watt	88Watt	104Watt
Size LxHxD (mm)	440 x 220 x 80	600 x 310 x 100	1200 x 310 x 130	1500 x 310 x 130
Weight (Kg)	2.8kg	4.5 kgs	8kgs	10.5kgs
Flash	8 Patterns		15 Patterns	
Controller	Cigarette plug+switch (Included)		58K (Included)	
Mounting	Magnet feet (Included)		Bracket Mounting Kit (Included)	
Upper lens colour	Clear		Clear	
Bottom Lens	N/A	Clear	Clear	

\* Add colour to code: ○ W (White), ● R (Red), ● A (Amber), ● B (Blue) \*\* Add voltage to code: 12(12VDC), 24(24VDC)

### Spares




Code	TBG-2BC	601DZ-*	810LG	58K-**	810DZ-*.**
Description	TBG Series Plug + Controller	Spare LED Module for TBG Series (0-30VDC)	Spare Mounting Kit for TBD Series	Spare Contoller for TBD Series	Spare LED Module for TBD Series

\* Add colour to code: ○ W (White), ● R (Red), ● A (Amber), ● B (Blue) \*\* Add to code: 12(12VDC), 24(24VDC)

## SELF ADHESIVE DIRECTIONAL LED LIGHTS

\* Add colour to code:

- C (Clear)
- R (Red)
- A (Amber)
- B (Blue)



Code	ED0002*	ED0003*	ED0004*
Voltage	12-24VDC	12-24VDC	12 to 24VDC
Flash Rate	75FPM	75FPM	75FPM
Amps	0,45	0,45	0,9
No. Of LED	3 x 1W	3 x 1W	6 x 1W
Size (mm) H x L x D	26 x 60 x 11	49 x 44 x 11	54 x 41 x 11

- Easy installation & Compact Design
- Self adhesive - peel and stick
- High intensity LED's
- Sticks to any flat surface
- Bright visible warning light - Quad Flash
- Tough polycarbonate body and lens
- 1 x 7mm hole required for cable

## DAY TIME RUNNING LIGHTS



### Day Time Running LEDS - IP66

Code	Size (mm) L x W x H	Mounting	Supply Voltage
C2-98-*	90 x 25 x 15	Flush	12 - 24VDC
C2-104-*	176 x 25 x 15	Flush	12 - 24 VDC

\* Add colour ○ CW (Cool White), ● R (Red), ● Y (Yellow), ● BL (Blue), ● GR (Green)

### Accessories

Code	Description	Colour
C2-98-B-BK	Surface Mounting Bezel for C2-98	● Black
C2-98-B-CH	Surface Mounting Bezel for C2-98	● Chrome

Shown in Chrome Mounting Bezel

LIT



## LED MOTOR VEHICLE LIGHTS IP66

LED Motor Vehicle Lights						
Material: UV Resistant Polycarbonate c/w Lead out Cable						
<b>Code</b>	<b>LTL0801ARW</b>	<b>LTL1002ARW</b>	<b>LJL6031AR</b>	<b>LJL6031ARW</b>	<b>LTL1001*</b>	<b>LTL1002*</b>
Size (mm)	343.3L x 120.9H x 28.8D	356L x 134H x 36D	391L x 130H x 40D	603L x 130H x 40D	120.8L x 146H x 28.8D	106L x 134H x 36D
Function	Indicator + Stop + Reverse + Tail	Indicator + Stop + Reverse + Tail	Indicator + Stop + Tail	Indicator + Stop + Reverse + Tail	Indicator or Stop or Reverse	Indicator or Stop or Reverse
Wattage	6W	8W	6.5W	11.5W	2.5W	2.2W
Voltage	10-30VDC	10-30VDC	10-30VDC	10-30VDC	10-30VDC	10-30VDC
No of LED	108	52	48	72	49	16

\* Add colour to code: ○ WH (White - Clear), ● R (Red), ● A (Amber)

<b>Code</b>	<b>LTL1072*</b>	<b>LTL1000*</b>	<b>LTL0635*</b>	<b>LCL0602*</b>	<b>ZD-168-*</b>	<b>ZD-173-*</b>
Size (mm)	138Ø x 43.5	100Ø x 41.2	63.5Ø x 29	60L x 30H x 20D	Ø140 x 80D	30H x 180W x 20D
Function	Indicator or Stop or Reverse	Indicator or Stop or Reverse	Indicator or Stop or Reverse or Tail	Indicator or Tail Light or Side Light	Rear or Brake or Reverse	Rear or Brake / Indicator
Wattage	1.5W	2.5W	2.5W	1.5W	1.1W (30x0.05W)	1.1W (22x0.05W)
Voltage	10-30VDC	10-30VDC	10-30VDC	10-30VDC	12VDC / 24VDC	12VDC / 24VDC
No of LED	12	15	12	4	30	22

\* Add colour to code: ○ WH (White - Clear), ● R (Red), ● A (Amber)

\* Add voltage to code: **12**(12VDC), **24** (24VDC)

<b>Code</b>	<b>LCL1101A</b>	<b>LTL2152*</b>	<b>LTL1061*</b>	<b>LPL0800</b>	<b>LTL3600R</b>
Size (mm)	100L x 43H x 12D	195L x 50H x 32D	106L x 99H x 42D	98L x 40H x 46D	330L x 40H x 22D
Function	Indicator	Indicator + Stop + Tail + Reverse	Indicator + Stop + Tail + (RNP + Number Plate)	Number Plate White LED's	LED Brake Light Red
Wattage	0.8W	6W	3W	2W	2W
Voltage	10-30VDC	10-30VDC	12VDC	10-30VDC	10-30VDC
No of LED	4	24	23	6	18
Position	-	*Add to code L = Left, R = Right	*Add to code -L = Left, RNP = Right	-	-

## REFLECTORS AND COLLAPSABLE TRAFFIC SAFETY

<b>Code</b>	<b>RF2600R</b>	<b>RF8530*</b>	<b>PP30</b>	<b>PP45</b>	<b>PP70</b>	<b>7595</b>
Size (mm)	171L x 171H x 17D	88.6L x 34.6H x 9D	19L x 19H x 30D	24L x 24H x 45D	32L x 32H x 70D	-
Function	Reflector	Reflector	Collapsible Traffic Safety Cones			LED Cone Light

\* Add colour to code: ● R (Red), ● A (Amber), ○ W (White)

AUTOMOTIVE

## SELF-ADHESIVE TAPES & REFLECTORS

Tapes	Reflective Tape				
<b>Code</b>	<b>JT-RT-LR-SA48-50*</b>	<b>JT-RT-LR-SA48-50-HC*</b>	<b>465-4K</b>	<b>468K</b>	<b>467-4K</b>
<b>Details</b>	Standard Reflective Tape Double colour available	Honeycomb Reflective Tape - Single colours	White 178mm Red 279.2mm	Red	White
<b>Size</b>	48mm x 50m	48mm x 50m	4 x (50.8mm x 457.2mm)	8 x (36.5mm x 457.2mm)	4 x (50.8mm x 300mm)

\*Add colour to code: ● **A** (Amber), ● **R** (Red), ● **G** (Green), ● **Y** (Yellow), or ○ **W** (White)

Plastic Rigid					
<b>Code</b>	<b>V475*</b>	<b>V480*</b>	<b>V483*</b>	<b>V484*</b>	<b>V487*</b>
<b>Size (mm)</b>	Ø81	111 x 48	81 x 36	81 x 42	111 x 29
<b>Unit</b>	1 Per Blister Pack	2 Per Blister Pack	2 Per Blister Pack	Each	2 Per Blister Pack

\*Add colour to code: ● **A** (Amber), ● **R** (Red)

Plastic Flexible					
<b>Code</b>	<b>V489*</b>	<b>V490*</b>	<b>V491*</b>	<b>V492*</b>	<b>V493K*</b>
<b>Size (mm)</b>	70 x 43	Ø73	110 x 40	110 x 20	Blister Pack contains 2
<b>Unit</b>	Each	2 per Blister Pack	Each	Each	each: <b>490, 491, 492</b>

\*Add colour to code: ● **A** (Amber), ● **R** (Red)

## REFLECTIVE SAFETY VESTS



**QBA-002-Y**

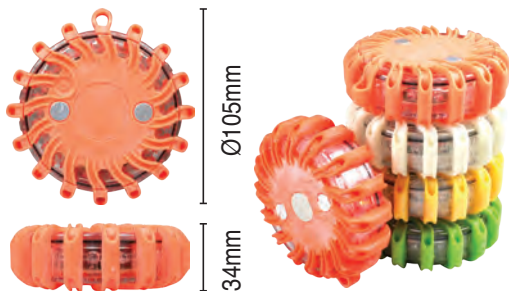


**QB-LED-002-O**

Code	QBA-002*	QB-LED-002*
Reflector	5cm Reflective Tape	5cm Reflective Tape & 16 LED's
Description	<ul style="list-style-type: none"> <li>• 100% Polyester knit material</li> <li>• Velcro Closure</li> </ul>	

\*Add Colour to Code: **Y** (Fluorescent Yellow), **O** (Fluorescent Orange)

## LED EMERGENCY VEHICLE/ROAD FLARE



### LED Emergency Flare


Code	EMFL*
<b>Description</b>	The EMFL emergency LED flare comes complete with 12VDC (car cigarette lighter plug) and 230VAC charging adaptors with charge indicators. 8 user selectable flash patterns. The magnetic base allows for vertical or horizontal mounting to any metal surface of a vehicle. Average battery life ± 5 years. Submersible to 5m depth.

\*Add code colour to code ○ **W** (White), ● **A** (Amber), ● **Y** (Yellow), ● **G** (Green), ● **R** (Red) or ● **B** (Blue)



### Carry Charger Case

Code	EMFL-CASE
<b>Description</b>	Carry case for 6 LED emergency flares to be carried/charged simultaneously.




\*Add colour to code: ● **A** (Amber), ● **Y** (Yellow), ● **R** (Red), ● **G** (Green) Order flares separately



## LED POLICE BATONS

<i>Application</i> 	No Batteries incl.			Batteries incl.		
<b>Code</b>	<b>RSL-R</b>	<b>RSL-RG</b>	<b>RSL-R-C</b>	<b>RSL-RG-C</b>		
<b>Mode</b>	Red Light Flashing	Red Light Flashing Green Solid	Red Light Flashing	Red Light Flashing Green Solid		
<b>Battery Type</b>	3 x 'C'		3.7W 1500mA Lithium Battery			
<b>Material</b>	PC Tube with ABS Handle					

## WHEEL CHOCK



Code	Description	Size (cm) L x W x H	Weight
9080	Wheel Chock	15 x 8.5 x 8.5	0.8Kg
9081	Wheel Chock	22 x 14 x 9.5	1.9Kg
9082	Wheel Chock	27 x 17 x 13	3.1Kg
9083	Wheel Chock	24 x 20 x 18	7.2kg
9084	Kerb Ramp	49 x 32 x 10	10Kg

Wheel Chock designed for maximum traction to grip tire and pavement. Contoured to fit tires, Easy grab handle area. Reinforced rubber resists sun, salt oil and acid.

## SPEED HUMP



Code	Description	Size (cm) L x W x H	Weight
9012	Speed Hump Body	50 x 35 x 5	7Kg (Pair)
9012-END	End	17 x 35 x 5	5Kg (Pair)
9041	Speed Hump Body	122 x 30 x 5	24Kg

## TUBING FOR WIRING



### Black Convoluted Tubing - Slit Tube

Code	Description
PMCT-7X10-*	7mm ID/10mm OD convoluted tubing
PMCT-10X13-*	10mm ID/13mm OD convoluted tubing
PMCT-13X16-*	13mm ID/16mm OD convoluted tubing
PMCT-17X21-*	17mm ID/21mm OD convoluted tubing
PMCT-22X26-*	22mm ID/26mm OD convoluted tubing
PMCT-29X33-*	29mm ID/33mm OD convoluted tubing

The convoluted polypropylene tube protects the wiring harness from harsh environments in the vehicle. Thanks to its ribs, it provides high crush resistance while staying very flexible. Made of thermoplastic resin, the convoluted tube has excellent chemical resistance. Tube is slit for easy installation.

\* Add to Code: **5M** (5m), **100M** (100m)




\* Add to Code: **5M** (5m), **50M** (50m)

**P3**

## GROUND MOUNT REFLECTORS

### Ground Tile Series


- Batteries Included
- Battery life: 3yrs



Code	RWSD-012-*	RWSD-006-*	†RWSD-009	RWSD-010	RWSD-011
Size (mm)	100L x 100W x 20H	118L x 115W x 25H	108L x 108W x 18H	140L x 130W x 28H	102L x 82W x 23H
Material	PC	PC	PC	Aluminium	PC
Type	Reflector	4 x LED	4 x LED	4 x LED	4 x LED
Batteries	-	1 x NiMh 700mAh	1 x NiMh 700mAh	1 x NiMh 700mAh	1 x NiMh 700mAh
Flicker Freq.	-	90/min	90/min	90/min	90/min
Duration Time	-	7 day	7 day	7 day	7 day

\*Add colour to code: ● **Y** (Yellow), ● **R** (Red), ○ **W** (White) ◐ **W/R** (White Body / Red LED & Refl.) †LED colour: ● **Y** (Yellow), other colours available on request

## 200mm LED TRAFFIC SIGNAL LAMPS IP54



- Excludes housing
- 200mm dia.

- Lumen >400mcd
- Vertical or horizontal assembly

- Supply Volts: 230VAC
- Ultra long life 100 000hrs

Code	Colour	Type	Watts	Type of Lens
V8R-400CL	● Red	Full Ball	15W	Cobweb
V8Y-400CL	● Yellow	Full Ball	15W	Cobweb
V8G-400CL	● Green	Full Ball	15W	Cobweb
DX200-01	● Red	Full Ball	8W	Transparent
DX200-02	● Yellow	Full Ball	8W	Transparent
DX200-03	● Green	Full Ball	8W	Transparent
DX200-04	→ Red	Left or right arrow (4000 cd/m <sup>2</sup> )	7W	Transparent
DX200-06	→ Green	Left or right arrow (4000 cd/m <sup>2</sup> )	7W	Transparent
DX200-07	● Red	1 x Static red man	7W	Transparent
DX200-08	● Green	1 x Static green man	7W	Transparent
DX200-11	✕ Red	Cross	7W	Transparent
DX200-09	● Red / ● Green	2 Digit count down	7W	Transparent

### Accessories

Code	Description
PHB-R	Round ABS Plastic Housing c/w metal visor
AB-PH	Mounting Bracket for PHB-R



	Traffic Light Set	Stop/Go Traffic Light Set	Green Arrow/Red Cross Traffic Light	Warning Traffic Light
	With Housing	With Housing	with Housing	with Housing & Solar Panel
<b>Code</b>	<b>XHD200-3Z-3-*</b>	<b>XHD200-12-*</b>	<b>XHD200-3Z-1-*</b> (2-in-1)	<b>RW-TL200-SL/FY</b>
Power	R (10W) + Y (10W) + G (10W)	R (10W) + G (10W)	R (4W) + G (4W)	Lead Acid 12V/ 8Ah (incl.) 10W Solar panel (incl.)
LED Qty	R (96pcs) + Y (96pcs) + G (96pcs)	R(168pcs) + G (168pcs)	R (96pcs) + G (96pcs)	96pcs
Colour	Red + Yellow + Green	Green + Red	Red + Green	Yellow
Size (mm)	750 x 250 x 160mm	500 x 250 x 160	250 x 250 x 160mm	430 x 340 x 450mm

\*Add voltage to code: 230VAC (86-265VAC), 12VDC, 24VDC

## 300mm LED TRAFFIC SIGNAL LAMPS IP65

	Traffic Light Housing	Traffic Lights	Single Traffic Lights	Traffic Light Set	Solar Traffic Light Set
• High-intensity LED • UV-Stabilised polycarbonate • Clear lens colour • Metal protection cover for lens • Waterproof housing			With Housing	With Housing	with Housing & Solar Panel
<b>Code</b>	<b>XHD-300-H</b>	<b>OPTICA300-01-†-*</b>	<b>RW-TL300-3/1-*</b>	<b>XHL-C6006-AC</b>	<b>XHL-C6006-DC</b>
Power	-	13W	13W	230VAC	Lead Acid 12V/35Ah (incl.)
LED Qty	-	168 pcs	R(168pcs)+Y(168pcs) +G(168pcs)	R(96pcs)+Y(96pcs) +G(96pcs)	R(96pcs)+Y(96pcs) +G(96pcs)
Colour	Black	†Add colour to code: ● R (Red), ● Y (Yellow), ● GN (Green)	● R (Red), ● Y (Yellow), ● GN (Green)	● R (Red), ● Y (Yellow), ● GN (Green)	● R (Red), ● Y (Yellow), ● GN (Green)
Size (mm)	430 x 340 x 450mm	300 x 50mm	430 x 430 x 270mm	1210 x 430 x 270mm	1210 x 430 x 270mm

\*Add voltage to code: 230VAC (86-265VAC) or DC (24VDC), eg. XHD-300-019-230VAC



## SOLAR ROAD LIGHTS

Code		TEA-1B02-BH	TEA-1B03*-BH	TEA-1B03C-BH	TEA-1E10A-BH
Solar Cell	Power	2250mWp	350mWp	400mWp	500mWp
	Current	400mA	85mA	100mA	125mA
	Voltage	5.5V	4.0V	4.0V	4.0V
Storage Component	Category	NiMh Battery	NiMh Battery	NiMh Battery	NiMh Battery
	Capacity	8000mAh	800mAh	1200mAh	1200mAh
	Voltage	3.6V	2.4V	2.4V	2.4V
Colour		Amber	White	White	Amber
Lighting Mode		Fast Flash $\pm$ 75/min	Steady On	Steady On	Fast Flash $\pm$ 60/min
Working Time after full charge		80h	80h	80h	30h
Size		650 x $\varnothing$ 98 x 240H	250L x 78H x 50D	250L x 78H x 50D	$\varnothing$ 103 x 150H
Average life		4 Years	4 Years	4 Years	4 Years

\*Add to code: **A** for right LED display; **B** for left LED display

## LED AVIATION OBSTRUCTION LIGHTS

### Low Intensity Aviation Obstruction Lights - IP67

Used to mark obstacles that are potentially hazardous to air traffic such as cranes, smoke stacks or radio antennae

Code	Supply Voltage	Power	Size
LS810-AC	110 - 240VAC	4W	85 $\varnothing$ x 171mm
LS810-DC	48VDC	4W	85 $\varnothing$ x 171mm
LS810D-AC	110-240VAC	2 x 4W	335 x 85 x 278mm
LS810D-DC	48VDC	2 x 4W	335 x 85 x 278mm

- Compliant to the ICAO (Aerodromes Annex 14) and FAA-L810
- Intensity:  $\geq$  32.5cd
- LED Colour: Red
- Flash Rate 30/40/60FPM/Steady On (set by dipswitch)
- Mounting: G3/4"
- PC Lens & Aluminium Base
- **LS810D** can be set in 2 Modes (By Dipswitch):
  1. One light on, one light standby. If main light fails second light is switched on automatically
  2. Two lights on

### Mounting Brackets


Code	Description
PJ024	Flange Mounting Bracket
PJ028	Pole Mounting Bracket
PJ030	Wall Mounting Bracket

### Controllers - IP65

Code	Description	Size
FR101W-DC	1 Channel Controller + Photocell	188 x 120 x 88mm
FR151W-AC	4 Channel Controller + Photocell	300 x 230 x 125mm
FR191W-*	8 Channel Controller + Photocell	465 x 360 x 125mm
FR104-*	4 Channel Controller	300 x 300 x 125mm
PJ003	Photo-cell for use with controllers	60 x 127 x 44mm

\*Add voltage to code: **AC** (240VAC/240VAC), **DC** (48VDC/48VDC), **AC/DC** (240VDC/48VDC)

- Combination with photocell allows daylight switching of obstruction lights
- Multi-channel controllers enable synchronisation of multiple lights
- Fault Alarm Function: When any light fails an alarm output is activated



# LED ROAD LIGHTING

## Solar Powered Road-Side Warning Lights

Single Sided		Double Sided		Pole Mount Ø 26mm		Pole Mount Ø 50mm	
<b>Code</b>	<b>RH-4803-Y</b>	<b>RH-4804-Y</b>	<b>RH-4804-Y</b>	<b>RH-4603-Y</b>	<b>RH-4603-Y</b>	<b>H-931-Y</b>	<b>H-931-Y</b>
Battery Inc.	1.5V/1200mAh (Ni-Cd)	1.5V/1200mAh (Ni-Cd)	1.5V/1200mAh (Ni-Cd)	1.2V/1800mAh (Ni-Cd)	1.2V/1800mAh (Ni-Cd)	2V/2.5Ah (Lead-Acid)	2V/2.5Ah (Lead-Acid)
LED Qty	2 pc (8mm)	2 pc (8mm) x 2	2 pc (8mm) x 2	6 (10mm)	6 (10mm)	8 x 1 (5mm)	8 x 1 (5mm)
Flash Rate	65 Flashes/min	65 Flashes/min	65 Flashes/min	150 Flashes/min	150 Flashes/min	120 Flashes/min	120 Flashes/min
Size (mm)	326 x 163 x 29	326 x 163 x 29	326 x 163 x 29	Ø115 x 65 x 166	Ø115 x 65 x 166	Ø386 x 100	Ø386 x 100
Colour	Yellow (other colours on request)						

## Solar Powered LED Warning Beacons IP65

<b>Code</b>	<b>XHL-C6009-2-*-†</b>	<b>XHL-C6009-1-*-†</b>	<b>XHL-R005</b>	<b>XHL-R007</b>
Battery Inc.	6V/ 10Ah (Lead-Acid)	6V/ 20Ah (lead-Acid)	6V/17Ah (Lead-Acid)	6V/17Ah (Lead-Acid)
LED Qty	33 (5mm)	60 (5mm)	29	46
Flash Rate	60 Flashes/ min	60 Flashes/ min (flashing)	24 Flashes/min	24Flashes/min
Size (mm)	750 x 600 x 60	1600 x 480 x 60	400H x 600W	400H x 600W
Colour	*Add LED colour to code: ● Y (Yellow), ● R (Red) †Add arrow direction: L (Left), R (Red)		Black and Amber	Black, Amber and Red

IP68



<b>Code</b>	<b>HAN700-*</b>	<b>Code</b>	<b>SSL-CL9-*-**</b>
Light Intensity	25Candela	Solar Panel	5.5V/55mA Mono Crystalline Silicone
Controls	On/Off-Intensity-Pattern	Battery	3.6V/1400mAh
Light Intensity	25 / 50 / 75 / 100%	Visibility	±1000m
Light Pattern	Flash or Steady	Effective Light	5 Lumens (2200mcd)
Range 360°	Flash 7Km / Steady 4Km	Size	123 x 102mm
Solar Cell	2Wp	*Add colour to code: ● Y (Yellow), ● R (Red), ● BL (Blue), ○ W (White) **Add operating mode to code: C=Constant On, F=Flash, R=Revolve	
Battery	8AH	<b>Pole Mounting Bracket</b>	
Battery Life	3 - 5 Yrs	<b>Code</b>	<b>SSL-CL9-ST</b>
Size (mm)	Ø227 x H212	Description	For mounting Beacon to Cone or Pole
Approval	EN 61547:2009		
* Add colour to code: ● R (Red), ● G (Green), ● B (Blue), ● A (Amber), ○ W (White)			

## Solar Warning Light IP67 - Size: Ø166 x 155H

<b>Code</b>	<b>DWS301-*</b>	<b>DWS302-*</b>
Type	Steady on	Flashing
Night Visibility	4.3km	4.3 - 6.3km
Max Power	1.1 watt	1.1 watt
Effective Light Candela (cd)	5.0-7.5 cd	8.0-12.0 cd
	Amber	12.0-16.0 cd
	Blue	5.4-7.2 cd
	Green	10.4-12.0 cd
	White	12.0-16.0 cd
Battery (Nickel-Hydrogen)	5.0Ah NiH2	5.0Ah NiH2
Operating Time	120Hrs	300Hrs
Spare Battery	<b>DWS30-BAT</b>	<b>DWS30-BAT</b>

\*Add colour to code: ● R (Red), ● A (Amber), ● BL (Blue), ● GN (Green), ○ W (White)





## LED MARINE NAVIGATION LAMPS

	IP66	IP67	IP67	IP67
<b>Code</b>	<b>C2-127*</b>	<b>C2-128*</b>	<b>C2-128GR</b>	<b>C2-0502-*</b>
<b>Function</b>	Port / Starboard / Masthead (White)	Port / Starboard	Port / Starboard	Port / Starboard
<b>Output Watts</b>	1.2W	2W	2W	1.32W
<b>Volts</b>	9-33VDC	9-33VDC	9-33VDC	9-33VDC
<b>Angle/Distance</b>	360°±2 Naut. Miles	112.5°±2 Naut. Miles	112.5° + 112.5°±2 Naut. Miles	112.5° ±1 Naut. Miles
<b>Size (mm)</b>	83 x 83 x 65	87.5 x 78 x 50	87.5 x 78 x 46.2	78 x 53 x 37
<b>Body</b>	Polycarbonate	Polycarbonate	Polycarbonate	Polycarbonate
<b>Lens</b>	PMMA	PMMA	Polycarbonate	PMMA

\*Add colour to code: ● **R** (Red, Port), ● **G** (Green, Starboard), ○ **W** (White, Masthead)

	IP67	IP67	IP67	IP67
<b>Code</b>	<b>C2-503*</b>	<b>C2-0510*</b>	<b>C2-128M</b>	<b>C2-128S</b>
<b>Function</b>	Port / Starboard	Port / Starboard	Masthead (White)	Masthead (White)
<b>Output Watts</b>	1W (Red) / 1.5W (Green)	1W	2W	2W
<b>Volts</b>	9-33VDC	9-33VDC	9-33VDC	9-33VDC
<b>Angle/Distance</b>	112.5°±2 Naut. Miles	112.5°±2 Naut. Miles	225°±3 Naut. Miles	135°±2 Naut. Miles
<b>Size (mm)</b>	42 x 110 x 61	42.7 x 77 x 31.5	87.5 x 78 x 50	87.5 x 78 x 50
<b>Body</b>	Stainless Steel 316	Polycarbonate	Polycarbonate	Polycarbonate
<b>Lens</b>	PMMA	PMMA	PMMA	PMMA

\*Add colour to code: ● **R** (Red, Port), ● **G** (Green, Starboard)

	IP67	IP67	IP68	IP67
<b>Code</b>	<b>C2-501</b>	<b>C2-504</b>	<b>C2-509</b>	<b>C2-0511-*</b>
<b>Function</b>	Docking Light	Masthead & Decklight	Underwater Light	Stern (White) / Towing (Amber)
<b>Output Watts</b>	7.5W	6W	12W	1.0W
<b>Volts</b>	9-33VDC	9-33VDC	9-33VDC	9-33VDC
<b>Angle/Distance</b>	15°/35m	225°±3 Naut. Miles	-	135°±2 Naut. Miles
<b>Size (mm)</b>	248 x 150 x 124.1	195 x 140 x 61	Ø126.5 x 32	77 x 50 x 18.5
<b>Body</b>	Polycarbonate	PA66	Stainless Steel 316	Polycarbonate
<b>Lens</b>	Polycarbonate	Polycarbonate	Polycarbonate	Polycarbonate

\*Add colour to code: ○ **W** (White, Stern Light), ● **A** (Amber, Towing Light)



WITH MORE THAN  
**85,000**  
ELECTRICAL PRODUCTS

YOUR OPTIONS  
ARE ENDLESS



DISTRIBUTED BY:

AC/DC SFC AUTOMOTIVE



2nd Edition 2019

**HEAD OFFICE - JOHANNESBURG**

P.O. Box 3812, Edenvale,  
1610, South Africa  
26 Nguni Drive  
Longmeadow Estate West  
Edenvale, Gauteng  
South Africa

info@acdc.co.za

Reception 010 202 3300

Sales 010 202 3400

Technical 010 202 3500

Fax 010 202 3365

[www.acdc.co.za](http://www.acdc.co.za)

**BRANCH CONTACT DETAILS**

Johannesburg	010 202 3300
Germiston	011 418 9600
Cape Town	021 510 0710
Pinetown	031 700 4215
Riverhorse	031 492 4800

[www.acdc.co.za](http://www.acdc.co.za)

Distributors & Franchises throughout Southern Africa

THINK ELECTRICAL